


# PUR-ER-100



## USER MANUAL



## 1 Interfaces

The PUR-ER-100 offers two interfaces. The selected interface depends on the ordered configuration of the PUR-ER-100:

USB: PUR-ER-100U

UART: PUR-ER-100S

The picture shows the positions of the two interfaces.



### 1.1 USB

The USB interface is built up with the following pin order:

Pin	Description
VBUS	5V DC of USB (+5%)
DM	USB Data Minus
DP	USB Data Plus
GND	Ground

### 1.2 USART

The USART interface is built up with the following pin order:

Pin	Description
GND	Ground
RX	USART RX of the reader
TX	USART TX of the reader
VCC	5V DC (+5%)

